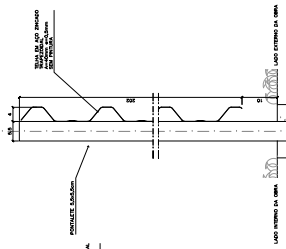
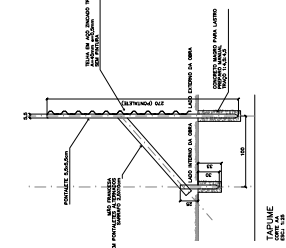


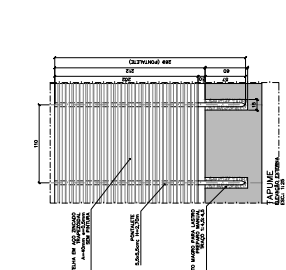
PLANTA DE IMPLANTACÃO - TAPUME



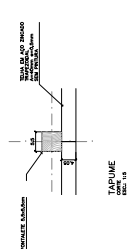
TAPUME



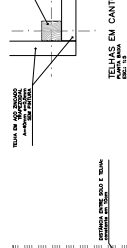
TAPUME



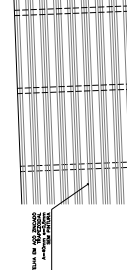
TAPUME



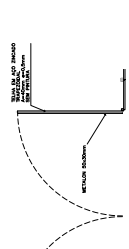
TAPUME



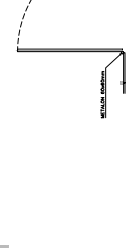
TAPUME




TAPUME



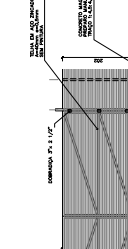
TAPUME



TAPUME



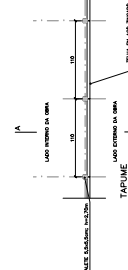
TAPUME



TAPUME



TAPUME



TAPUME



TAPUME

PIEÇA  
 1. NÍVEL DE 02º ANDAR  
 2. NÍVEL DE 01º ANDAR  
 3. NÍVEL DE 00º ANDAR  
 4. NÍVEL DE -01º ANDAR  
 5. NÍVEL DE -02º ANDAR

COMPOSIÇÃO  
 1. COLOMNAIS  
 2. PORTA-COELHAS  
 3. PORTA-RELEVO  
 4. PORTA-RELEVO  
 5. PORTA-RELEVO

PROJETO EXECUTIVO

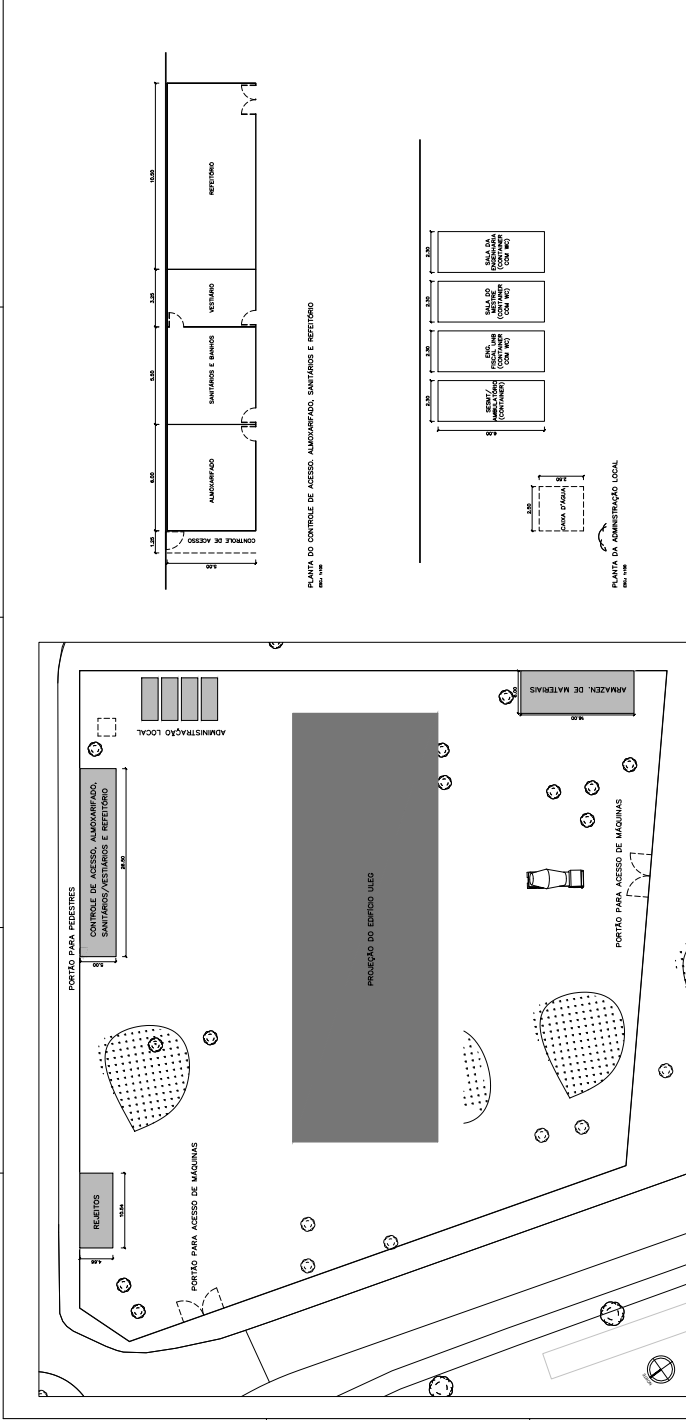
ULEG-FM  
 UNIV. LARANJEIROS DE ENGENHARIA DE COMPUTACAO

PROJETO: 04/01  
 2016  
 ARQUITETA

PE-CAN  
 01 / 02

IMPLANTACAO TAPUME E DETALHES CONSTRUTIVOS

UFPA - BELÉM



PLANTA DO CENTRO DE OBRAS  
02/02



PLANTA DA ÁREA DE RELETO  
02/02

PLANTA DAS BANCAS DE ARMAZENAMENTO  
02/02

PROJETADE	PROJETADE	PROJETADE	PROJETADE
PROJETADE	PROJETADE	PROJETADE	PROJETADE
<b>ULEG-FM</b>			
UNIVERSIDADE FEDERAL DO RIO GRANDE			
FACULDADE DE ENGENHARIA DE CONSTRUÇÃO			
PROJETO: 04.011			
2016			
ARQUITETURA			
<b>PE-CAN</b>			
02 / 02			
FACULDADE DE ENGENHARIA			
PROJETO BÁSICO DO CENTRO			

PROJ. 02/02